



f.lli Carioli
utensileria

Mandrini **CANELA**



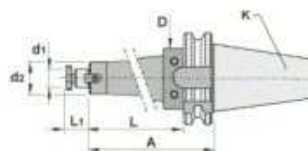
Prolungati
e
antivibranti

CANELA



Mandrino Portafresa
a trascinamento frontale con tenone

DIN 69871/A



47_16L

Ref.	K	D	A	L	L1	d1	d2	⚠
47.40.16.16L150	40	50	150	131	36	16	36	1,550
47.40.16.16L200	40	50	200	181	36	16	36	1,900
47.40.16.16L250	40	50	250	231	36	16	36	2,300
47.40.16.16L300	40	50	300	281	36	16	36	2,600
47.40.16.22L150	40	50	150	131	19	22	44	1,950
47.40.16.22L200	40	50	200	181	19	22	44	2,500
47.40.16.22L250	40	50	250	231	19	22	44	2,950
47.40.16.22L300	40	50	300	281	19	22	44	3,500
47.40.16.27L150	40	50	150	131	21	27	54	2,500
47.40.16.27L200	40	50	200	181	21	27	54	3,200
47.40.16.27L250	40	50	250	231	21	27	54	4,000
47.40.16.27L300	40	50	300	281	21	27	54	4,700
47.50.16.16L150	50	80	150	131	36	16	36	3,700
47.50.16.16L200	50	80	200	181	36	16	36	4,100
47.50.16.16L250	50	80	250	231	36	16	36	4,400
47.50.16.16L300	50	80	300	281	36	16	36	5,200
47.50.16.16L400	50	80	400	381	36	16	36	6,000
47.50.16.22L200	50	80	200	181	19	22	44	4,300
47.50.16.22L250	50	80	250	231	19	22	44	4,750
47.50.16.22L300	50	80	300	281	19	22	44	5,300
47.50.16.22L400	50	80	400	381	19	22	44	6,300
47.50.16.22L500	50	80	500	481	19	22	44	7,300
47.50.16.27L200	50	80	200	181	21	27	54	5,000
47.50.16.27L250	50	80	250	231	21	27	54	5,800
47.50.16.27L300	50	80	300	281	21	27	54	6,500
47.50.16.27L400	50	80	400	381	21	27	54	7,500
47.50.16.27L500	50	80	500	481	21	27	54	8,500
47.50.16.32L200	50	80	200	181	24	32	54	6,300
47.50.16.32L250	50	80	250	231	24	32	64	7,100
47.50.16.32L300	50	80	300	281	24	32	64	7,800
47.50.16.32L400	50	80	400	381	24	32	64	8,800
47.50.16.32L500	50	80	500	481	24	32	64	9,800



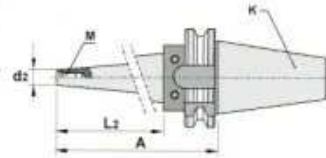
f.lli Cariola
utensileria

CANELA




Portafrese
con attacco modulare filettato

DIN 69871/A



47_06

Ref.		K	L2	A	d2	M	
47.40.06.10		40	50	70	18,0	M10	1,100
47.40.06.10L120		40	100	120	18,0	M10	1,400
47.40.06.10L200		40	158	200	18,0	M10	1,950
47.40.06.10L250		40	202	250	18,0	M10	2,340
47.40.06.10L300		40	258	300	18,0	M10	2,750
47.40.06.12		40	50	70	21,0	M12	1,250
47.40.06.12L120		40	100	120	21,0	M12	1,650
47.40.06.12L200		40	158	200	21,0	M12	2,450
47.40.06.12L250		40	202	250	21,0	M12	2,950
47.40.06.12L300		40	258	300	21,0	M12	3,450
47.40.06.16		40	50	70	29,0	M16	2,750
47.40.06.16L120		40	100	120	29,0	M16	3,300
47.40.06.16L200		40	158	200	29,0	M16	4,250
47.40.06.16L250		40	208	250	29,0	M16	5,350
47.40.06.16L300		40	252	300	29,0	M16	6,850
47.50.06.12		50	50	70	21,0	M12	3,300
47.50.06.12L120		50	100	120	21,0	M12	3,750
47.50.06.12L250		50	197	250	21,0	M12	4,750
47.50.06.12L300		50	247	300	21,0	M12	5,250
47.50.06.12L400		50	347	400	21,0	M12	6,250
47.50.06.16		50	100	120	29,0	M16	5,150
47.50.06.16L170		50	150	170	29,0	M16	6,250
47.50.06.16L250		50	197	250	29,0	M16	7,350
47.50.06.16L300		50	247	300	29,0	M16	8,450
47.50.06.16L400		50	347	400	29,0	M16	10,650
47.50.06.16L500		50	417	500	29,0	M16	12,950

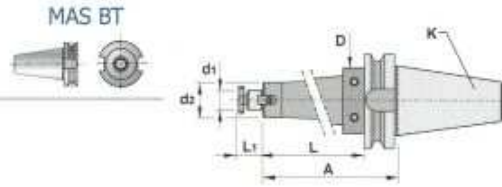


f.lli Carli
utensileria

CANELA



Mandrino Portafresa
a trascinamento frontale con tenone



49_16L

Ref.	K	D	A	L	L1	d1	d2	⚠
49.40.16.16L150	40	50	150	116	36	16	36	1,700
49.40.16.16L200	40	50	200	166	36	16	36	2,050
49.40.16.16L250	40	50	250	216	36	16	36	2,450
49.40.16.16L300	40	50	300	266	36	16	36	2,750
49.40.16.22L150	40	50	150	116	19	22	44	2,100
49.40.16.22L200	40	50	200	166	19	22	44	2,650
49.40.16.22L250	40	50	250	216	19	22	44	3,100
49.40.16.22L300	40	50	300	266	19	22	44	3,650
49.40.16.27L150	40	56	150	116	21	27	54	2,650
49.40.16.27L200	40	56	200	166	21	27	54	3,350
49.40.16.27L250	40	56	250	216	21	27	54	4,150
49.40.16.27L300	40	56	300	266	21	27	54	4,850
49.50.16.16L150	50	80	150	112	36	16	36	4,100
49.50.16.16L200	50	80	200	162	36	16	36	4,500
49.50.16.16L250	50	80	250	212	36	16	36	4,800
49.50.16.16L300	50	80	300	262	36	16	36	5,600
49.50.16.16L400	50	80	400	362	36	16	36	6,400
49.50.16.22L200	50	80	200	162	19	22	44	4,700
49.50.16.22L250	50	80	250	212	19	22	44	5,150
49.50.16.22L300	50	80	300	262	19	22	44	5,700
49.50.16.22L400	50	80	400	362	19	22	44	6,700
49.50.16.22L500	50	80	500	462	19	22	44	7,700
49.50.16.27L200	50	80	200	162	21	27	54	5,400
49.50.16.27L250	50	80	250	212	21	27	54	6,200
49.50.16.27L300	50	80	300	262	21	27	54	6,900
49.50.16.27L400	50	80	400	362	21	27	54	7,900
49.50.16.27L500	50	80	500	462	21	27	54	8,900
49.50.16.32L200	50	80	200	162	24	32	64	6,700
49.50.16.32L250	50	80	250	212	24	32	64	7,500
49.50.16.32L300	50	80	300	262	24	32	64	8,200
49.50.16.32L400	50	80	400	362	24	32	64	9,200
49.50.16.32L500	50	80	500	462	24	32	64	10,200

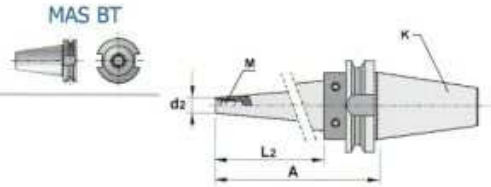


f.lli Carioli
utensileria

CANELA



Portafrese
con attacco modulare filettato



49_06

Ref.	K	L2	A	d2	M	
49.40.06.10	40	50	80	18,0	M10	1,250
49.40.06.10L130	40	100	130	18,0	M10	1,550
49.40.06.10L200	40	158	200	18,0	M10	2,100
49.40.06.10L250	40	208	250	18,0	M10	2,490
49.40.06.10L300	40	258	300	18,0	M10	2,900
49.40.06.12	40	50	80	21,0	M12	1,400
49.40.06.12L130	40	100	130	21,0	M12	1,800
49.40.06.12L200	40	158	200	21,0	M12	2,600
49.40.06.12L250	40	208	250	21,0	M12	3,100
49.40.06.12L300	40	258	300	21,0	M12	3,600
49.40.06.16	40	50	80	29,0	M16	2,900
49.40.06.16L130	40	100	130	29,0	M16	3,600
49.40.06.16L200	40	158	200	29,0	M16	4,400
49.40.06.16L250	40	208	250	29,0	M16	5,500
49.40.06.16L300	40	258	300	29,0	M16	7,000
49.50.06.12	50	100	140	21,0	M12	3,700
49.50.06.12L190	50	150	190	21,0	M12	4,050
49.50.06.12L250	50	197	250	21,0	M12	4,450
49.50.06.12L300	50	247	300	21,0	M12	5,650
49.50.06.12L400	50	347	400	21,0	M12	6,650
49.50.06.16	50	100	140	29,0	M16	5,550
49.50.06.16L190	50	150	190	29,0	M16	6,650
49.50.06.16L250	50	197	250	29,0	M16	7,750
49.50.06.16L300	50	247	300	29,0	M16	9,000
49.50.06.16L400	50	347	400	29,0	M16	11,000
49.50.06.16L500	50	447	500	29,0	M16	13,400

Rivenditore autorizzato



f.lli Carioli
utensileria

CANELA

Listino prezzi mandrini CANELA 2009

€			€			€		
Cod.	47.40.06.10	183,00	Cod.	47.50.16.22L500	967,00	Cod.	49.50.10.40	1348,00
	47.40.06.10L120	197,00		47.50.16.27L200	470,00		49.50.16.16	168,00
	47.40.06.10L200	328,00		47.50.16.27L250	504,00		49.50.16.16L150	445,00
	47.40.06.10L250	364,00		47.50.16.27L300	578,00		49.50.16.16L200	461,00
	47.40.06.10L300	419,00		47.50.16.27L400	752,00		49.50.16.16L250	493,00
	47.40.06.12	183,00		47.50.16.27L500	978,00		49.50.16.16L300	566,00
	47.40.06.12L120	197,00		47.50.16.32L200	486,00		49.50.16.16L400	738,00
	47.40.06.12L200	333,00		47.50.16.32L250	520,00		49.50.16.22	168,00
	47.40.06.12L250	368,00		47.50.16.32L300	598,00		49.50.16.22L200	466,00
	47.40.06.12L300	422,00		47.50.16.32L400	777,00		49.50.16.22L250	498,00
	47.40.06.16	183,00		47.50.16.32L500	1009,00		49.50.16.22L300	572,00
	47.40.06.16L200	340,00		49.40.06.10	183,00		49.50.16.22L400	743,00
	47.40.06.16L250	373,00		49.40.06.10L130	197,00		49.50.16.22L500	967,00
	47.40.06.16L300	430,00		49.40.06.10L200	328,00		49.50.16.27	168,00
	47.40.16.16	114,00		49.40.06.10L250	364,00		49.50.16.27L200	470,00
	47.40.16.16L150	347,00		49.40.06.10L300	419,00		49.50.16.27L250	504,00
	47.40.16.16L200	364,00		49.40.06.12	183,00		49.50.16.27L300	578,00
	47.40.16.16L250	402,00		49.40.06.12L130	197,00		49.50.16.27L400	752,00
	47.40.16.16L300	465,00		49.40.06.12L200	333,00		49.50.16.27L500	978,00
	47.40.16.22L150	354,00		49.40.06.12L250	368,00		49.50.16.32	168,00
	47.40.16.22L200	371,00		49.40.06.12L300	422,00		49.50.16.32L200	486,00
	47.40.16.22L250	408,00		49.40.06.16	183,00		49.50.16.32L250	520,00
	47.40.16.22L300	469,00		49.40.06.16L130	197,00		49.50.16.32L300	598,00
	47.40.16.27L150	361,00		49.40.06.16L200	340,00		49.50.16.32L400	777,00
	47.40.16.27L200	377,00		49.40.06.16L250	373,00		49.50.16.32L500	1009,00
	47.40.16.27L250	415,00		49.40.06.16L300	430,00			
	47.40.16.27L300	477,00		49.40.16.16L150	347,00			
	47.50.06.12L120	235,00		49.40.16.16L200	364,00			
	47.50.06.12L250	452,00		49.40.16.16L250	402,00			
	47.50.06.12L300	520,00		49.40.16.16L300	465,00			
	47.50.06.12L400	677,00		49.40.16.22L150	354,00			
	47.50.06.16	235,00		49.40.16.22L200	371,00			
	47.50.06.16L170	250,00		49.40.16.22L250	408,00			
	47.50.06.16L250	469,00		49.40.16.22L300	469,00			
	47.50.06.16L300	538,00		49.40.16.27L150	361,00			
	47.50.06.16L400	699,00		49.40.16.27L200	377,00			
	47.50.06.16L500	908,00		49.40.16.27L250	415,00			
	47.50.16.16L150	445,00		49.40.16.27L300	477,00			
	47.50.16.16L200	461,00		49.50.06.12L250	452,00			
	47.50.16.16L250	493,00		49.50.06.12L300	520,00			
	47.50.16.16L300	566,00		49.50.06.12L400	677,00			
	47.50.16.16L400	738,00		49.50.06.16L190	250,00			
	47.50.16.22L200	466,00		49.50.06.16L250	469,00			
	47.50.16.22L250	498,00		49.50.06.16L300	538,00			
	47.50.16.22L300	572,00		49.50.06.16L500	908,00			
	47.50.16.22L400	743,00		49.50.10.32	1348,00			

Data	_____
Sconto	_____



PER QUALSIASI INFORMAZIONE

SU SCONTI E DISPONIBILITA', VI PREGHIAMO DI

CONTATTARE IL NOSTRO UFFICIO COMMERCIALE